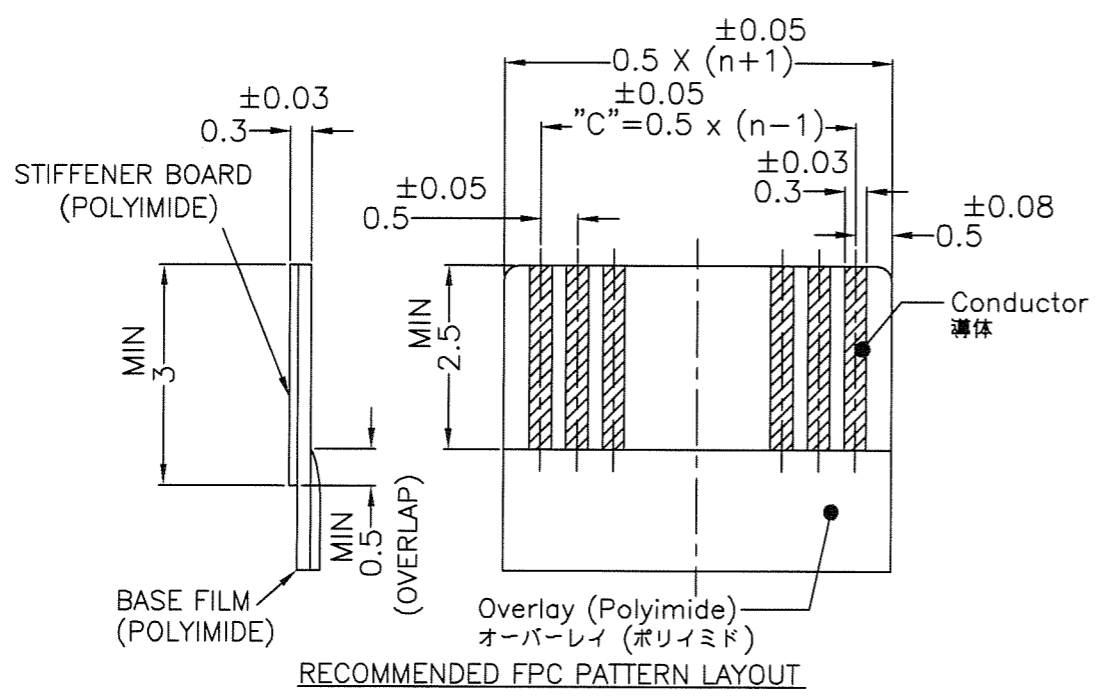
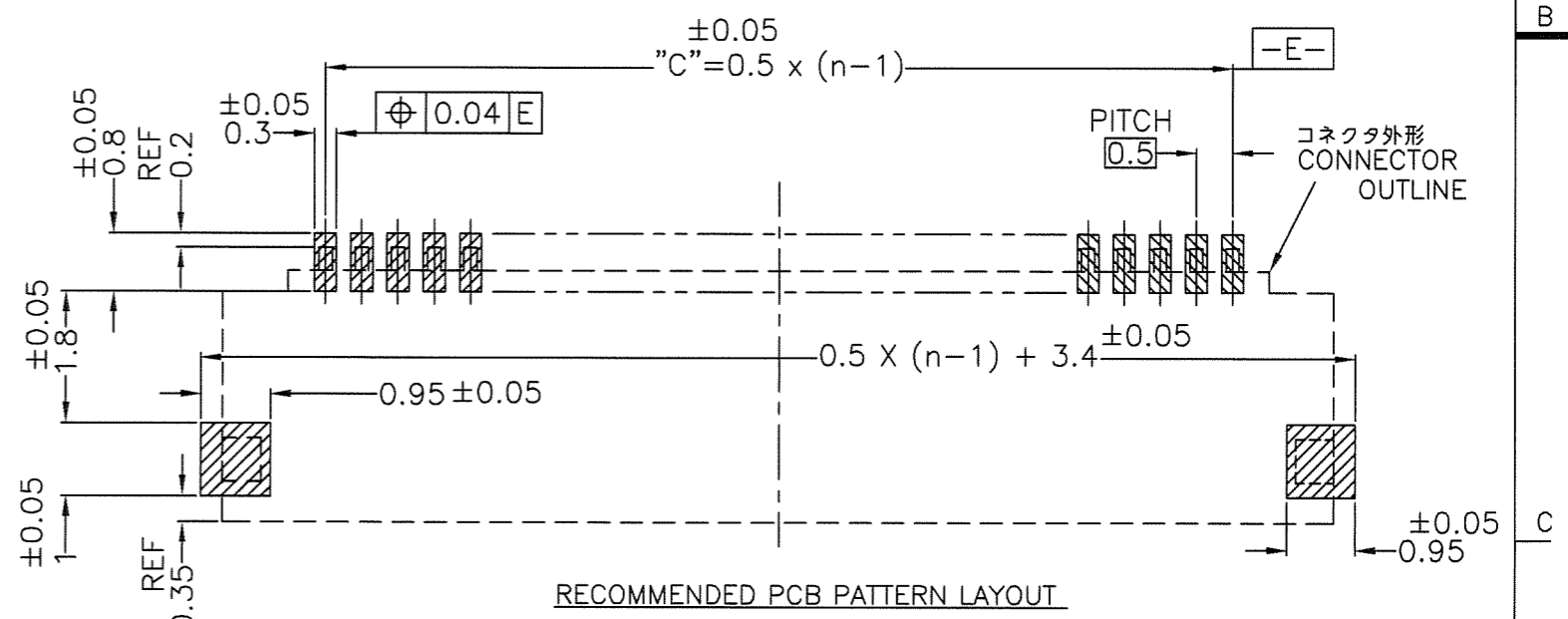
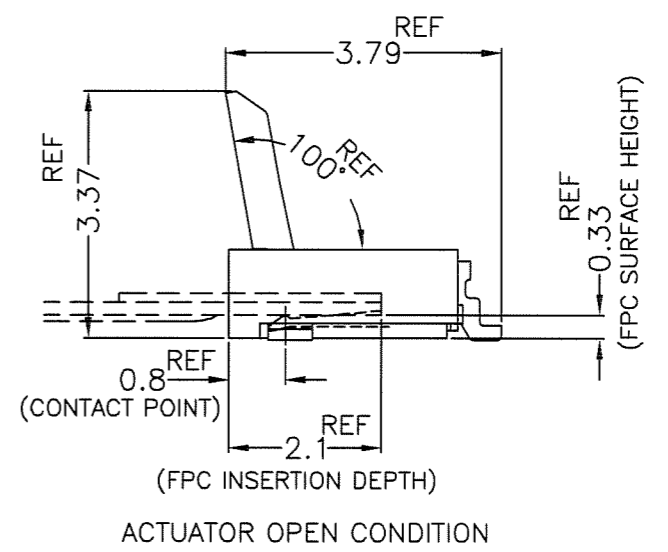
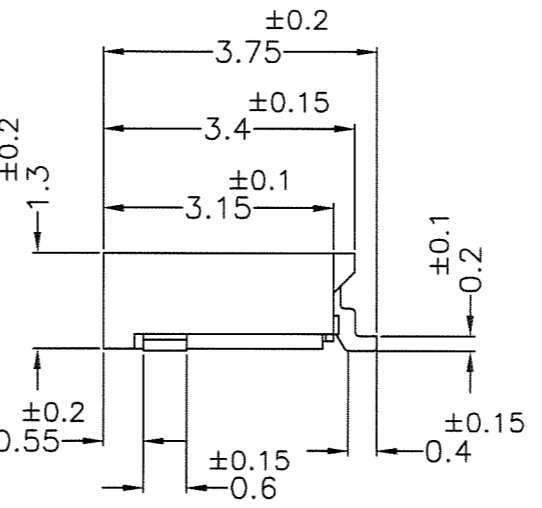
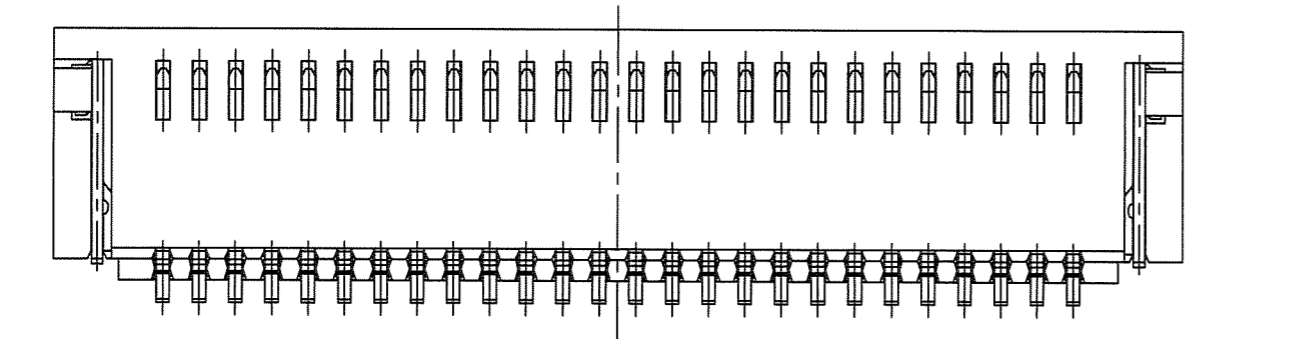
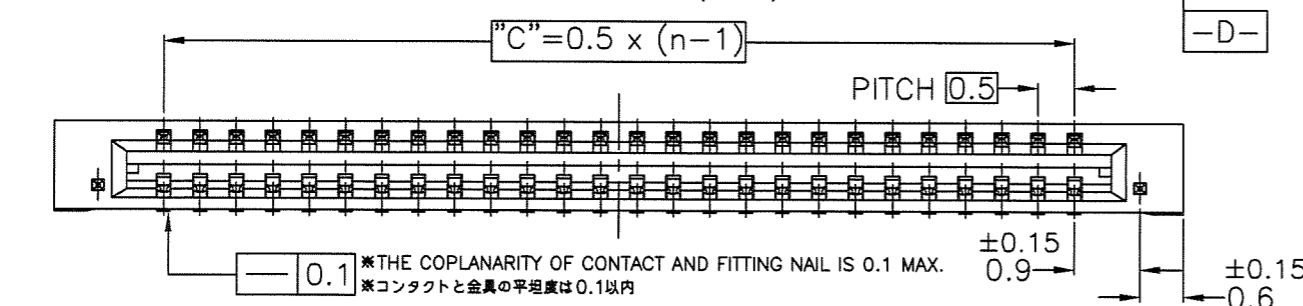
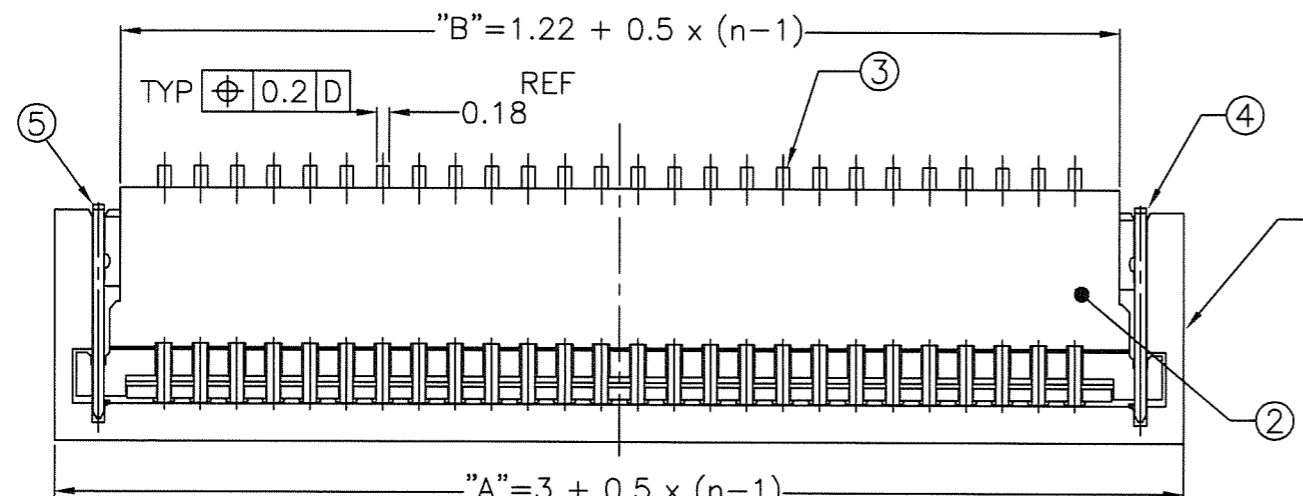


# CONNECTOR ASSY

- Note
- "n" shows the number of contacts.
  - This product meets European Union Directives and other country regulations as described in GS-22-008
- 注記
- n は極数を示す。
  - 本製品は、GS-22-008に記載されたヨーロッパ連合指令と他国の規制に適合しています。

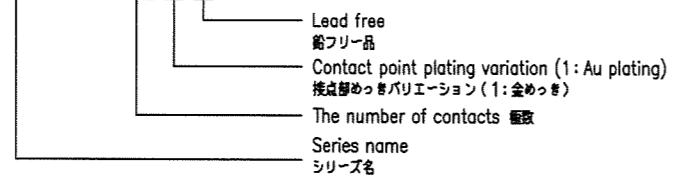


mat'l. code				surface	tolerance	projection	product family	CODE
---				ISO 1302	ISO 406 ISO 1101		58GF FLEX 0.5	JP
ltr	description	ecn no	dr	date	tolerances unless otherwise specified		title	sheet 1 of 3 size
A	RELEASED	J05-0356	N.S	6/20/'05	angles	linear		
B	REVISED	J05-0660	N.S	10/17/'05	±2'		0.5mm PITCH CONNECTOR FOR FPC	
C	REVISED	J06-0052	N.S	8/23/'06			VLL Series	
D	REVISED	J07-0530	N.S	2007-10-25	dr	N.SASAME	2008-7-1	dwg no
E	REVISED	J08-0283	N.S	2008-7-1	enr	N.SASAME	2008-7-1	sheet 1 of 3 size
					chr	Y. Kamada	2008-7-1	10051922
					appd	HSUZUKI	2008-7-2	A3
sheet index	revision sheet	E	E	E				type
		1	2	3				Product Customer Drawing
								Rev.
								E

CONNECTOR ASSY

<P/N composition> <P/N 構成>

10051922- 24 1 LF



PARTS TABLE 部品表

No.	Part name 部品名	Material 材質	Finish めっき	Note 備考
①	Housing ハウジング	Enter glass fiber LCP resin ガラス繊維入り LCP 樹脂	—	色: 乳白色, UL94V-0 Color: Natural, UL94V-0
②	Actuator アクチュエーター	Enter glass fiber 9TPA resin ガラス繊維入り ポリアミド9T	—	色: 黒, UL94V-0 Color: Black, UL94V-0
③	Contact コンタクト	Copper alloy 銅合金	Au plating (Nickel underplating) 金めっき (ニッケル下地めっき)	ニッケルダムあり With Ni dam on the contact
④	Fitting nail (Right side) 補強金具 (右側)	Copper alloy 銅合金	Tin alloy plating (Nickel underplating) スズ合金めっき (ニッケル下地めっき)	—
⑤	Fitting nail (Left side) 補強金具 (左側)	Copper alloy 銅合金	Tin alloy plating (Nickel underplating) スズ合金めっき (ニッケル下地めっき)	—

Au	14.5	15.72	17.5	1	1	30	1	1	10051922-301LF
	13.5	14.72	16.5	1	1	28	1	1	10051922-281LF
	12.5	13.72	15.5	1	1	26	1	1	10051922-261LF
	11.5	12.72	14.5	1	1	24	1	1	10051922-241LF
	10.5	11.72	13.5	1	1	22	1	1	10051922-221LF
	9.5	10.72	12.5	1	1	20	1	1	10051922-201LF
	9	10.22	12	1	1	19	1	1	10051922-191LF
	8.5	9.72	11.5	1	1	18	1	1	10051922-181LF
	7.5	8.72	10.5	1	1	16	1	1	10051922-161LF
	7	8.22	10	1	1	15	1	1	10051922-151LF
	6.5	7.72	9.5	1	1	14	1	1	10051922-141LF
	5.5	6.72	8.5	1	1	12	1	1	10051922-121LF
	5	6.22	8	1	1	11	1	1	10051922-111LF
	4.5	5.72	7.5	1	1	10	1	1	10051922-101LF
3.5	4.72	6.5	1	1	8	1	1	10051922-081LF	
CONTACT PLATING	DIM "C"	DIM "B"	DIM "A"	⑤ FITTING NAIL(L) QTY	④ FITTING NAIL(R) QTY	③ CONTACT QTY	② ACTUATOR QTY	① HOUSING QTY	PRODUCT NO.

mat'l. code ---				surface ISO 1302 ✓		tolerance ISO 406 ISO 1101		projection 		product family 58GF FLEX 0.5		CODE JP	
ltr description ecn no dr date				tolerances unless otherwise specified		mm		title		ASSEMBLY		0.5mm PITCH CONNECTOR FOR FPC VLL Series	
A	RELEASED	J05-0356	N.S	6/20/'05	angles	linear	0.X ±0.3	scale 10:1		dwg no		sheet 2 of 3 size	
B	REVISED	J05-0660	N.S	10/17/'05	±2'		0.XX ±0.3	FCJ		10051922		A3	
C	REVISED	J06-0052	N.S	8/23/'06			0.XXX ±0.3	type		Product Customer Drawing		Rev.	
E	REVISED	J08-0283	N.S	2008-7-1	dr	N.SASAME	2008-7-1	type		Product Customer Drawing		Rev.	
					enr	N.SASAME	2008-7-1	type		Product Customer Drawing		Rev.	
					chr	Y. Kamada	2008-7-1	type		Product Customer Drawing		Rev.	
					app	HSUZUKI	2008-7-2	type		Product Customer Drawing		Rev.	
sheet index	revision sheet							type		Product Customer Drawing		Rev.	



Copyright FCI

PRODUCT NO.	DIM "A"	DIM "B"	DIM "C"	DIM "D"	DIM "E"	CONTACT PLATING	Emboss QTY.	TOOLING AVAILABLE
10051922-0810ELF	16	7.5	21.5	8	---	Au	4500	YES
10051922-1010ELF								YES
10051922-1110ELF								YES
10051922-1210ELF								YES
10051922-1410ELF								YES
10051922-1510ELF								YES
10051922-1610ELF	24	11.5	29.5	8	---	Au	4500	YES
10051922-1810ELF								YES
10051922-1910ELF								YES
10051922-2010ELF								YES
10051922-2210ELF								YES
10051922-2410ELF								YES
10051922-2610ELF	32	14.2	37.5	8	28.4	Au	4500	YES
10051922-2810ELF								YES
10051922-3010ELF								YES
10051922-3010ELF								YES

PARTS TABLE 部品表

No.	Part name 部品名	Material 材質	QTY.	Note 備考
①	The reel for packaging 梱包用リール	Polystyrene ポリスチレン	1	Color : White, Electrification prevention processing 色:白、帯電防止処理品
②	Emboss tape エンボステープ	PET	1	Electrification prevention processing 帯電防止処理品
③	Cover tape カバーテープ	Polyester ポリエステル	1	
④	Connector コネクタ	See sheet 1	4500	APPLIED FOR 8mm PITCH EMBOS TAPE

EMBOSS PACKAGE

NOTE

- This article carries out the emboss tape package of the 0.5mm pitch connector for FPC.
- The shape and dimension of this article are based on JIS C 0806.  
(Taping of electronic parts (Surface mounted device))

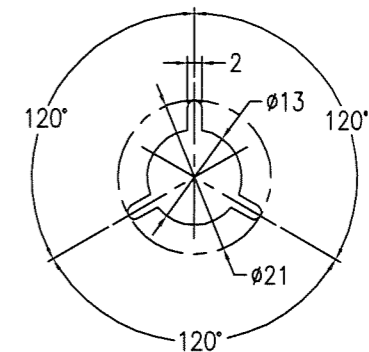
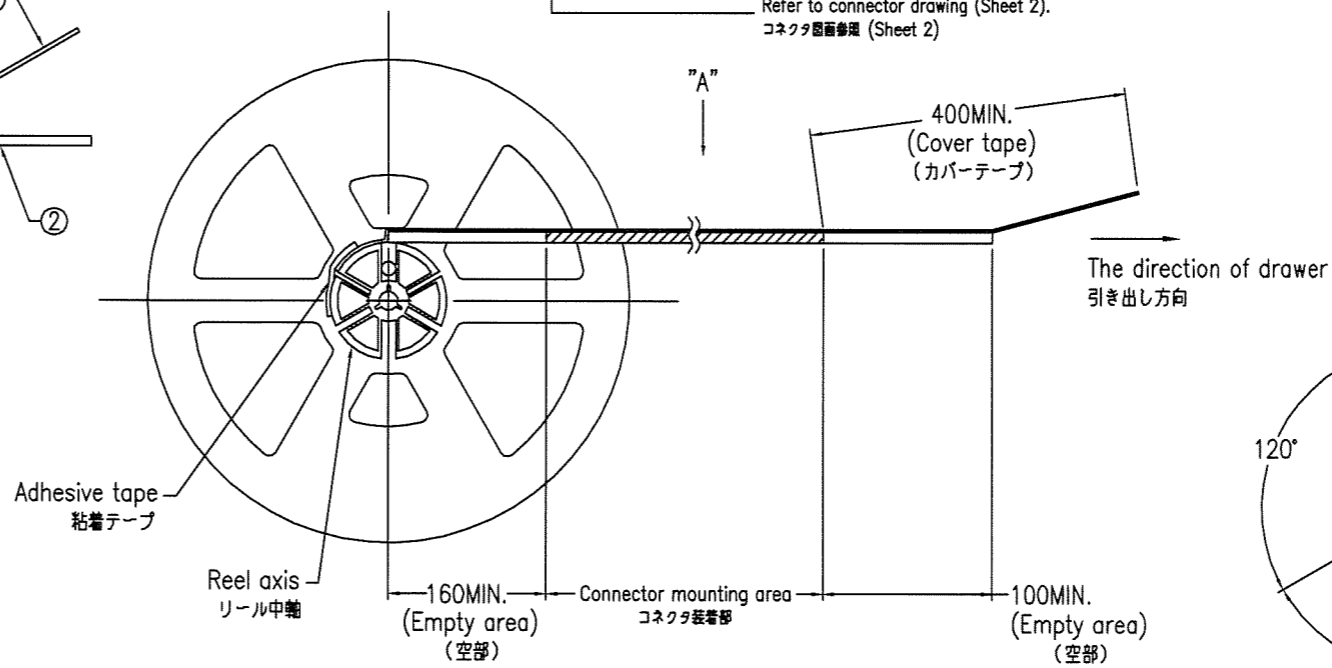
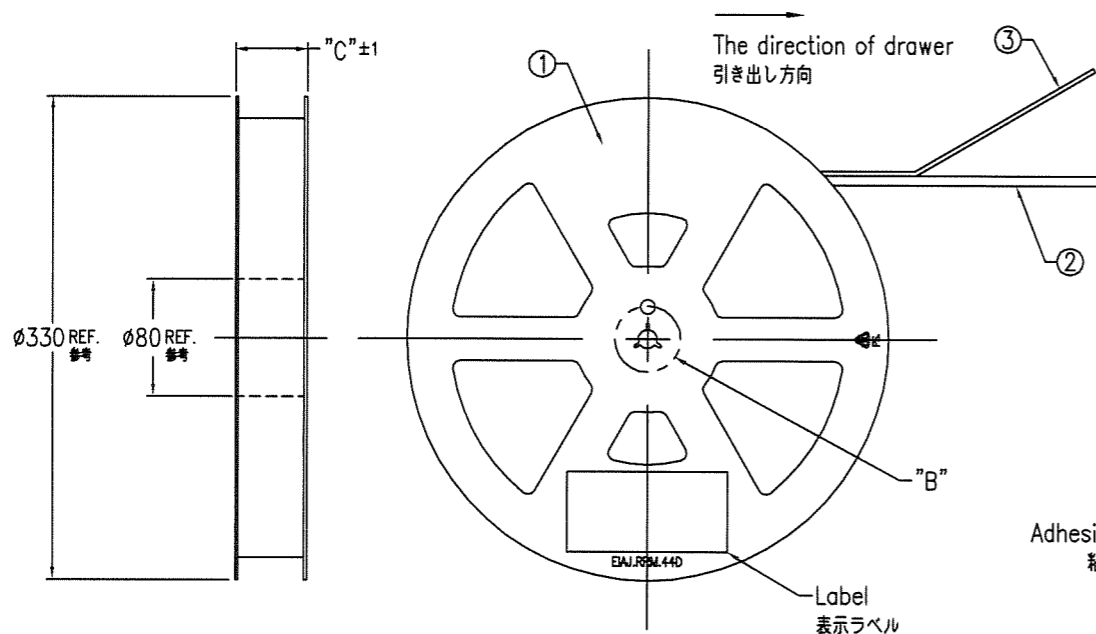
注記

- 本品は 0.5mm ピッチ FPC 用コネクタをエンボステープ梱包したものである。
- 本品の形状及び寸法規定は JIS C 0806 (電子部品のテーピング (表面実装部品)) に準拠する。

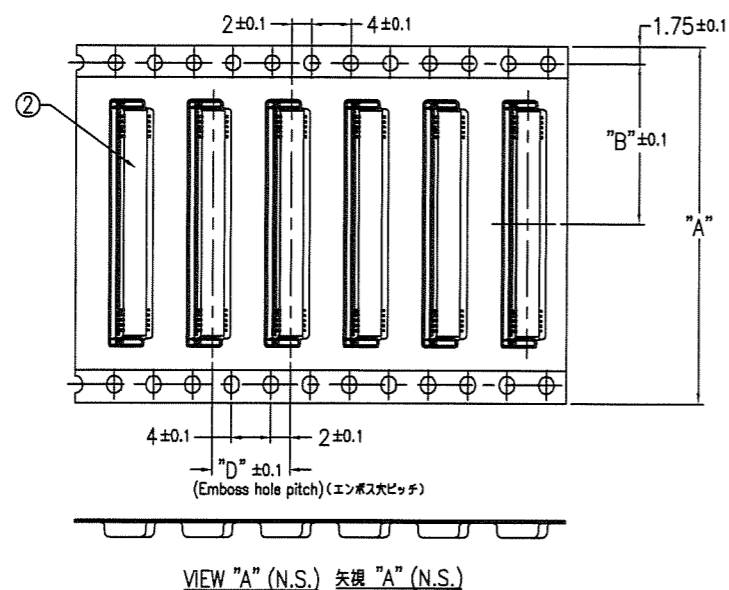
<P/N composition> <P/N 構成>

10051922-16 1 0E LF

Lead free  
鉛フリー品  
Packaging form (0E : 8mm emboss pitch, Plastic reel・Embossing tape package)  
梱包形態 (0E : 8mmエンボス穴ピッチ、プラスチックリール・エンボステープ梱包)  
Refer to connector drawing (Sheet 2).  
コネクタ図面参照 (Sheet 2)



DETAIL "B" (1/1)  
"B" 部詳細図 (1/1)



VIEW "A" (N.S.) 矢視 "A" (N.S.)

mat'l. code ---				surface ISO 1302 ✓		tolerance ISO 406 ISO 1101		projection mm		product family 58GF FLEX 0.5		CODE JP	
tolerances unless otherwise specified				angles linear		0.X ±0.3 0.XX ±0.3 0.XXX ±0.3		mm		title ASSEMBLY 0.5mm PITCH CONNECTOR FOR FPC VLL Series			
ltr description ecn no dr date				dr		N.SASAME 2008-7-1		scale 10:1		sheet3 of 3 size			
A RELEASED J05-0356 N.S 6/20/'05				enr		N.SASAME 2008-7-1		FCJ		10051922 A3			
B REVISED J05-0660 N.S 10/17/'05				chr		Y. Kawanaka 2008-7-1				type Product Customer Drawing			
C REVISED J06-0052 N.S 8/23/'06				appd		H.S. Uzuki 2008-9-2				Rev. E			
sheet index		revision sheet											